




ISLAND X PRIX



Extreme E

NEOM Island X Prix II

Qualifying Round 1 (2 Laps, 12,6 km.)


Final Classification

Rank	Nr	Team / Drivers	Car	Laps	Total Time	Gap	Interval	Kph
1	6 (10)	Rosberg X Racing	ODYSSEY 21	2	9:00.503	-	-	83,70
		Lap 1	Start Line to	INT 1	INT 2	INT 3	IN	Lap Time
		Mikaela AHLIN-KOTTULINSKY		1:40.212	34.744	48.964	43.277	3:47.197
		Change Time 1'38.266	Lap 2	Change Out To	INT 1	INT 2	INT 3	Finish
		Johan KRISTOFFERSSON		1:35.000	34.008	47.604	38.428	3:35.040
2	99 (9)	GMC HUMMER EV Chip Ganassi Racing	ODYSSEY 21	2	9:11.244	+10.741	+10.741	82,00
		Lap 1	Start Line to	INT 1	INT 2	INT 3	IN	Lap Time
		Sara PRICE		1:43.253	36.745	49.213	43.613	3:52.824
		Change Time 1'39.139	Lap 2	Change Out To	INT 1	INT 2	INT 3	Finish
		Kyle LEDUC		1:35.770	35.101	48.439	39.971	3:39.281
3	44 (8)	X44	ODYSSEY 21	2	9:11.877	+11.374	+0.633	81,90
		Lap 1	Start Line to	INT 1	INT 2	INT 3	IN	Lap Time
		Cristina GUTIÉRREZ		1:43.719	35.703	49.465	44.425	3:53.312
		Change Time 1'40.135	Lap 2	Change Out To	INT 1	INT 2	INT 3	Finish
		Sébastien LOEB		1:35.883	34.913	48.937	38.697	3:38.430
4	58 (7)	NEOM McLaren Extreme E	ODYSSEY 21	2	9:15.629	+15.126	+3.752	81,40
		Lap 1	Start Line to	INT 1	INT 2	INT 3	IN	Lap Time
		Emma GILMOUR		1:45.563	36.372	50.576	42.594	3:55.105
		Change Time 1'39.583	Lap 2	Change Out To	INT 1	INT 2	INT 3	Finish
		Tanner FOUST		1:37.278	35.084	49.044	39.535	3:40.941
5	23 (6)	Genesys Andretti United Extreme E	ODYSSEY 21	2	9:15.706	+15.203	+0.077	81,40
		Lap 1	Start Line to	INT 1	INT 2	INT 3	IN	Lap Time
		Catie MUNNINGS		1:46.214	36.263	50.724	43.640	3:56.841
		Change Time 1'40.444	Lap 2	Change Out To	INT 1	INT 2	INT 3	Finish
		Timmy HANSEN		1:36.602	34.519	47.964	39.336	3:38.421
6	125 (5)	ABT CUPRA XE	ODYSSEY 21	2	9:17.422	+16.919	+1.716	81,10
		Lap 1	Start Line to	INT 1	INT 2	INT 3	IN	Lap Time
		Jutta KLEINSCHMIDT		1:45.581	39.221	51.132	45.719	4:01.653
		Change Time 1'40.242	Lap 2	Change Out To	INT 1	INT 2	INT 3	Finish
		Nasser AL-ATTIYAH		1:34.648	34.474	47.623	38.782	3:35.527
7	22 (4)	JBXE	ODYSSEY 21	2	9:22.137	+21.634	+4.715	80,40
		Lap 1	Start Line to	INT 1	INT 2	INT 3	IN	Lap Time
		Hedda HOSÅS		1:49.391	38.268	50.832	45.092	4:03.583
		Change Time 1'39.539	Lap 2	Change Out To	INT 1	INT 2	INT 3	Finish
		Kevin HANSEN		1:36.439	35.577	48.045	38.954	3:39.015
8	55 (3)	ACCIONA Sainz XE Team	ODYSSEY 21	2	9:22.204	+21.701	+0.067	80,40
		Lap 1	Start Line to	INT 1	INT 2	INT 3	IN	Lap Time
		Laia SANZ		1:42.962	35.974	50.355	45.123	3:54.414
		Change Time 1'45.706	Lap 2	Change Out To	INT 1	INT 2	INT 3	Finish
		Carlos SAINZ		1:38.044	35.554	48.990	39.496	3:42.084
9	42 (2)	XITE ENERGY Racing	ODYSSEY 21	2	9:23.420	+22.917	+1.216	80,30
		Lap 1	Start Line to	INT 1	INT 2	INT 3	IN	Lap Time
		Tamara MOLINARO		1:42.929	40.244	52.884	44.329	4:00.386
		Change Time 1'41.803	Lap 2	Change Out To	INT 1	INT 2	INT 3	Finish
		Timo SCHEIDER		1:35.956	35.886	48.118	41.271	3:41.231
10	5 (1)	Veloce Racing	ODYSSEY 21	2	9:34.568	+34.065	+11.148	78,70
		Lap 1	Start Line to	INT 1	INT 2	INT 3	IN	Lap Time
		Lance WOOLRIDGE		1:43.013	37.174	48.808	43.471	3:52.466
		Change Time 1'39.894	Lap 2	Change Out To	INT 1	INT 2	INT 3	Finish
		Christine GZ		1:47.380	39.062	53.357	42.409	4:02.208





ISLAND X PRIX



Extreme E


NEOM Island X Prix II

Qualifying Round 1 (2 Laps, 12,6 km.)

Final Classification

Rank	Nr	Team / Drivers	Car	Laps	Total Time	Gap	Interval	Kph
------	----	----------------	-----	------	------------	-----	----------	-----

Published at:

Stewards: Eric Barrabino Angelo Raffaele Giorgio Alberton			Timekeeper: Miguel Rey		
---	--	--	----------------------------------	--	---

